























**Superintendent Listening Tour Survey Results
Fall 2018**

Q1. Which role best describes your relationship with Albemarle County Public Schools?			
Responses	Responses	%	Percentage of total respondents
Business Partner (current or prospective)	3	0.2%	
Classified Employee	74	5.1%	
Community Member	39	2.7%	
Parent	822	56.2%	
Student	136	9.3%	
Teacher	337	23.0%	
Other (Please specify)	52	3.6%	
Total Responses	1,463		

Q2. Did you attend one of the Superintended Listening Tour sessions?			
Responses	Responses	%	Percentage of total respondents
No	1,270	86.8%	
Yes	193	13.2%	
Total Responses	1,463		

Q3. Did you provide input through the Online Feedback form?			
Responses	Responses	%	Percentage of total respondents
No	1,079	73.8%	
Yes	384	26.2%	
Total Responses	1,463		

Q4. "Bright spots" refer to qualities that people value or things that we do well. Below, in no particular order, are the top 12 bright spots mentioned during my Listening Tour. Please select up to four (4) bright spots you value most or think we manage most effectively.

Responses	Responses	%	Percentage of total respondents
Passionate and high-quality teachers	949	67.4%	
Academic challenge provided in our schools	514	36.5%	
Welcoming school communities and positive school climate	650	46.1%	
Program selection, particularly in music, art, maker work, and our high school academies	380	27.0%	
Collaborative, creative, and innovative environment	374	26.5%	
Resources for school staff (including technology, instructional coaching, and professional development)	290	20.6%	
Resources for students (technology, access to field trips)	511	36.3%	
Student choice in schools (choice during free time, course offerings)	300	21.3%	
Responsiveness of school administrators, teachers, and central office staff	308	21.9%	
Well-maintained school facilities	362	25.7%	
Beginning to have conversations about equity, access, and closing achievement gaps	332	23.6%	
Professional development around culturally responsive teaching for educators	195	13.8%	
Total Responses	5,165		





















Multiple answers per participant possible. Percentages added may exceed 100 since a participant may select more than one answer for this question.

Q5. Many bright spots were captured during my Listening Tour. Only 12 are mentioned above. If the list is missing a bright spot that you would like to emphasize, please let me know using the space below.

Total Responses	179
------------------------	------------

In order to protect the anonymity of survey participants, comments have been omitted from the public-facing survey results.

Q6. "Challenges" refer to unmet needs or issues in need of solutions. Below, in no particular order, are the top 20 challenges mentioned during my Listening Tour. Please select up to five (5) challenges you think I should prioritize above the rest.

Responses	Responses	%	Percentage of total respondents
Eliminating achievement gaps	384	26.8%	
Equitable representation of student demographics in school programs	222	15.5%	
Responding to students' individual instructional needs (e.g., Special Education, Gifted)	497	34.7%	
Increasing student engagement	255	17.8%	
Providing more choice in course selection and expanding career readiness options for students	299	20.9%	
Improving instructional support for teachers	346	24.1%	
Implementing programs consistently across schools	289	20.2%	
Providing rigor, differentiation and challenge in the curriculum	376	26.2%	
Providing equitable access to technology resources and improving technology monitoring	160	11.2%	
Improving school security	364	25.4%	
Improving access to after-school care	240	16.7%	
Maintaining small class sizes	786	54.8%	
Recruiting and retaining a diverse teaching staff	376	26.2%	
Supporting mental health for students and teachers	563	39.3%	
Implementing policies consistently (e.g., dress code, cell phone use, attendance)	286	20.0%	
Increasing parent, family, and community involvement	208	14.5%	
Communicating to all stakeholders about Division initiatives and providing opportunities for input	122	8.5%	
Eliminating "tracking" of students (the practice of placing students of the same age and ability together for instruction)	154	10.7%	
Expanding access to preschool education	220	15.4%	
Opportunities for students and parents to provide feedback to teachers	162	11.3%	
Total Responses	6,309		
<i>Multiple answers per participant possible. Percentages added may exceed 100 since a participant may select more than one answer for this question.</i>			

Q7. Many challenges were mentioned during my Listening Tour. Only 20 are included above. If the list is missing a challenge that you think should be a priority, please let me know using the space below.

Total Responses	448
------------------------	------------

In order to protect the anonymity of survey participants, comments have been omitted from the public-facing survey results.

Q8. If you have an idea for solving an existing challenge that you have not yet shared (either during a listening tour session or through the Online Feedback Form), please tell me about it in the space below.

Total Responses	337
------------------------	------------

In order to protect the anonymity of survey participants, comments have been omitted from the public-facing survey results.

Q9. Finally, please use the space below to share your best advice for how I can be a highly effective Superintendent of Albemarle County Public Schools.

Total Responses	546
------------------------	------------

In order to protect the anonymity of survey participants, comments have been omitted from the public-facing survey results.